



Wakefield Park Raceway

Round 3 : April 16 - 18



ASBK.COM.AU f t i y

DUNLOP SUPERSPORT 300 CHAMPIONSHIP

Qualifying 1

Date: 17/04/21
 Event: Q02
 Weather: Partly cloudy - Temp: 11.0C
 Track: Dry - Temp: 17.1C

Started at: 09:25:03
 Laps: 20 Min
 Starters: 32
 Printed at: 9:49

PROVISIONAL CLASSIFICATION


Pos	No	Name	Machine	Fastest Lap	On Lap	Behind Leader	Behind Prev
1	72	Ben BAKER (NSW) / Yamaha / YRD / Shoei / Alpinestar / West Sliders / Sydney Dyno	Yamaha YZF-R3	1:05.591	3 of 3		
2	36	Angus GRENFELL (VIC) / ABU Group / Just Investments / Peek Visual / Ricondi / TERRA / Speed Angle	Yamaha YZF-R3	1:06.167	9 of 9	.576	.576
3	22	Zackary JOHNSON (VIC) / Earmold Aust. / Grinning Dingo Aust. / Rebuilder / Prebuild Solutions	Kawasaki Ninja	1:06.263	4 of 4	.672	.096
4	3	Cameron DUNKER (NSW) / GTR MotoStars Team / RS&C / Doctor Mak / Yamaha / YRD / Link / Pirelli	Yamaha YZF-R3	1:06.516	7 of 9	.925	.253
5	11	Brandon DEMMERY (NSW) / Motocity / Valor Developments / Jekyl & Hyde / PTT Lubricants / Addicted to Track	Yamaha YZF-R3	1:06.574	16 of 16	.983	.058
6	121	Reece OUGHTRED (VIC) / Dynoverks / Flux Fitness / TT M-cycles / Cykel / Signpro / LS2 Helmets	Yamaha YZF-R3	1:06.576	7 of 14	.985	.002
7	69	Archie McDONALD (NSW) / ProGP Racing Junior Team / GB Racing / Bonamici Racing / Signpro / Pro-bolt	Yamaha YZF-R3	1:06.621	13 of 13	1.030	.045
8	97	Peter NERLICH (VIC) / Proworx / Blayney M-cycles / Well Sprung M-cycle Suspension / Penrite Oils	Kawasaki Ninja	1:06.666	16 of 17	1.075	.045
9	78	Caleb GILMORE (MWT) / Metcher Motorsport / Siemec / Fusport / Yamaha / YRD / Yamalube	Yamaha YZF-R3	1:06.728	7 of 10	1.137	.062
10	58	Lucas QUINN (QLD)	Yamaha YZF-R3	1:06.742	15 of 18	1.151	.014
11	16	James JACOBS (NSW) / X-Lite / Nedlands Studio / Bridgestone / Lucas Oils / EK Chains / Mototrack	Kawasaki Ninja	1:06.764	4 of 5	1.173	.022
12	99	Jacob HATCH (NSW) / Motocity / Valor Developments / Jekyl & Hyde / PTT Lubricants / Addicted to Track	Yamaha YZF-R3	1:06.767	14 of 16	1.176	.003
13	47	Zylas BUNTING (NSW) / Proworx / Blayney M-cycles / Well Sprung M-cycle Suspension / Penrite Oils	Kawasaki Ninja	1:06.798	16 of 17	1.207	.031
14	32	Jai RUSSO (NSW) / Russo Performance / YRD / Yamaha / GTR MotoStars / Ricondi / AGV / TCX	Yamaha YZF-R3	1:06.800	14 of 17	1.209	.002
15	88	Joseph MARINIELLO (VIC) / Traction Control M-sport / In House Innovations / Earmold Aus / Goodlife Health Clubs	Kawasaki Ninja	1:06.807	15 of 15	1.216	.007
16	39	Glenn NELSON (QLD) / Buddys Pest Control / Dynoverks / XXX Suspension	Yamaha YZF-R3	1:06.888	14 of 14	1.297	.081
17	20	Jonathan NAHLOUS (NSW) / Complete AV / Anderson Stands / Bikebiz and Race Dynamics	Kawasaki Ninja	1:06.959	13 of 17	1.368	.071
18	49	Jake FARNSWORTH (NSW) / Full Noise Racing / Freestyle Tattoo Studio / Worth Race Developments	Kawasaki Ninja	1:06.981	16 of 16	1.390	.022
19	35	Varis FLEMING (VIC) / MotoGo / Suspension Pro	Yamaha YZF-R3	1:07.126	15 of 15	1.535	.145
20	25	Brodie GAWITH (VIC) / AGV Helmets / Ricondi	Yamaha YZF-R3	1:07.375	11 of 15	1.784	.249
21	181	Liam WATERS (QLD) / Moto-shed / K1 Racing	Yamaha YZF-R3	1:07.444	13 of 18	1.853	.069
22	63	Clay CLEGG (NSW) / Williamson Bros / Akubra / Mavin Truck Centre / Central West Electrical	Yamaha YZF-R3	1:07.711	16 of 16	2.120	.267
23	12	Henry SNELL (QLD) / Ricondi / AGV	Yamaha YZF-R3	1:07.801	16 of 16	2.210	.090
24	91	Taiyo AKSU (QLD) / OP Racing / MMM Motorcycles	Yamaha YZF-R3	1:07.922	15 of 16	2.331	.121
25	444	Ryan MOSCARDINI (QLD) / NQ Flooring / Sun City Yamaha / / Fastbike tyres / Blue dog racing / Nolan	Yamaha YZF-R3	1:09.229	16 of 16	3.638	1.307
26	355	Laura BROWN (NSW) / Bikebiz	Yamaha YZF-R3	1:09.278	12 of 14	3.687	.049
27	7	Zane KINNA (VIC) / Moto GC Dynoverks	Yamaha YZF-R3	1:09.481	4 of 16	3.890	.203
28	56	Jesse WOODS (TAS) / Badger Racing / Tyga Performance / Rodney Creed Chartered Accountant	Kawasaki Ninja	1:09.491	11 of 12	3.900	.010
29	45	Jamie PORT (VIC) / Yamaha / AGV / Pirelli / Motul / Ricondi / Verafire	Yamaha YZF-R3	1:09.700	14 of 14	4.109	.209
30	51	Samuel PEZZETTA (SA) / Unitech Racing / Remo Contractors / SA Profiling / SA Crush & Recycle	Yamaha YZF-R3	1:09.831	15 of 17	4.240	.131
31	222	Lincoln KNIGHT (NSW) / Knights Fencing / Excite Motorsports	Yamaha YZF-R3	1:09.893	10 of 16	4.302	.062
32	110	Zakary PETTENDY (NSW) / bikesales.com	Yamaha YZF-R3	1:11.643	4 of 6	6.052	1.750


Current qualifying record for SS300 class - 1:05.536 by Max STAUFFER (NSW) on a Yamaha R3 321 set on 23/03/19

*** Indicative qualifying time - 1:13.462 ***

The results are provisional until the end of the time limit for protests and appeals.


 Chief Timekeeper - Scott Laing


 Race Director - Tom Williams


 Clerk of Course - Paul Hinds



www.computime.com.au
 COMPUTIME RACE TIMING SYSTEMS PTY LTD





Wakefield Park Raceway

Round 3 : April 16 - 18



ASBK.COM.AU f t i y

DUNLOP SUPERSPORT 300 CHAMPIONSHIP

Qualifying 1

Date: 17/04/21
 Event: Q02
 Weather: Partly cloudy - Temp: 11.0C
 Track: Dry - Temp: 17.1C

Started at: 09:25:03
 Laps: 20 Min
 Starters: 32
 Printed at: 9:49

PROVISIONAL LAP TIMES

No	Name	Lap 1	Lap 2	Lap 3	Lap 4	Lap 5	Lap 6	Lap 7	Lap 8	Lap 9	Lap 10
3	Cameron DUNKER (NSW)	1:19.236	1:09.674	1:07.800	1:06.650	1:08.098	1:07.236	1:06.516	1:06.620	1:08.442	
7	Zane KINNA (VIC)	1:27.650	1:12.593	1:16.016	1:09.481	1:41.860	1:18.678	1:10.289	1:11.452	1:09.916	1:10.215
		10	1:10.343	1:09.630	1:14.079	1:09.515	1:09.914	1:09.495			
11	Brandon DEMMERY (NSW)	1:29.139	1:15.400	1:12.793	1:09.387	1:08.702	1:08.064	1:08.222	1:08.569	1:07.349	1:06.791
		10	1:45.705	1:19.352	1:07.507	1:07.576	1:08.699	1:06.574			
12	Henry SNELL (QLD)	1:24.188	1:11.772	1:12.849	1:08.939	1:08.662	1:09.684	1:09.840	1:09.661	1:10.177	2:00.311
		10	1:28.594	1:09.404	1:08.890	1:08.607	1:08.786	1:07.801			
16	James JACOBS (NSW)	1:24.107	1:08.042	1:06.890	1:06.764	1:06.978					
20	Jonathan NAHLOUS (NSW)	1:22.680	1:10.872	1:10.242	1:09.451	1:09.057	1:08.495	1:07.353	1:08.650	1:15.000	1:09.007
		10	1:08.766	1:07.626	1:06.959	1:08.117	1:11.571	1:08.111	1:07.501		
22	Zackary JOHNSON (VIC)	1:25.083	1:07.733	1:06.711	1:06.263						
25	Brodie GAWITH (VIC)	1:25.308	1:10.299	1:08.707	1:08.730	1:08.160	1:08.017	1:48.566	1:15.538	1:08.575	1:09.149
		10	1:07.375	1:58.109	1:18.054	1:09.286	1:08.005				
32	Jai RUSSO (NSW)	1:27.112	1:11.520	1:09.263	1:08.705	1:07.491	1:08.168	1:07.713	1:08.303	1:07.563	1:08.504
		10	1:07.868	1:07.076	1:08.714	1:06.800	1:08.950	1:08.299	1:07.459		
35	Varis FLEMING (VIC)	1:22.328	1:10.900	1:09.844	1:08.806	1:53.216	1:21.046	1:37.824	1:16.225	1:07.836	1:08.699
		10	1:07.338	2:00.741	1:18.446	1:07.522	1:07.126				
36	Angus GRENFELL (VIC)	1:17.367	1:09.402	1:07.932	1:07.257	1:07.296	1:10.288	2:25.531	1:14.621	1:06.167	
39	Glenn NELSON (QLD)	1:17.139	1:09.261	1:08.184	1:08.289	1:08.339	1:07.707	1:07.597	2:30.898	1:13.708	1:07.518
		10	1:07.369	1:07.460	1:08.110	1:06.888					
45	Jamie PORT (VIC)	1:19.971	1:13.118	1:10.892	1:10.607	1:11.318	1:10.687	1:10.499	1:10.308	2:40.080	1:22.202
		10	1:10.450	1:10.192	1:10.014	1:09.700					
47	Zylas BUNTING (NSW)	1:27.685	1:11.709	1:07.884	1:07.524	1:09.600	1:41.287	1:18.979	1:07.992	1:09.723	1:07.455
		10	1:13.388	1:09.119	1:07.241	1:07.320	1:09.322	1:06.798	1:09.999		
49	Jake FARNSWORTH (NSW)	1:22.270	1:10.118	1:09.050	1:08.395	1:10.518	1:09.869	1:07.421	1:07.091	1:07.112	1:08.790
		10	1:07.067	1:07.002	1:13.373	1:07.126	1:08.066	1:06.981			
51	Samuel PEZZETTA (SA)	1:22.581	1:13.528	1:11.873	1:11.368	1:12.224	1:11.396	1:11.431	1:11.808	1:11.038	1:10.317
		10	1:10.607	1:10.423	1:10.738	1:10.635	1:09.831	1:10.293	1:10.155		
56	Jesse WOODS (TAS)	7:27.660	1:23.675	1:11.382	1:11.503	1:11.025	1:10.639	1:10.710	1:10.649	1:11.752	1:10.039
		10	1:09.491	1:10.188							
58	Lucas QUINN (QLD)	1:22.676	1:11.458	1:10.271	1:09.668	1:08.424	1:08.171	1:07.870	1:08.174	1:07.725	1:07.795
		10	1:08.239	1:09.089	1:07.173	1:08.670	1:06.742	1:07.955	1:08.576	1:07.727	
63	Clay CLEGG (NSW)	1:21.831	1:51.287	1:18.190	1:08.495	1:08.321	1:08.379	1:08.248	2:06.456	1:16.524	1:08.938
		10	1:07.989	1:08.082	1:07.951	1:08.136	1:07.882	1:07.711			
69	Archie McDONALD (NSW)	1:20.078	1:09.675	1:07.832	1:07.180	1:06.908	1:08.568	1:08.875	1:06.881	1:06.806	5:39.010
		10	1:15.201	1:08.844	1:06.621						
72	Ben BAKER (NSW)	1:17.921	1:09.353	1:05.591							

Scott Laing
 Chief Timekeeper - Scott Laing

Tom Williams
 Race Director - Tom Williams

Paul Hinds
 Clerk of Course - Paul Hinds



www.computime.com.au
 COMPUTIME RACE TIMING SYSTEMS PTY LTD





Wakefield Park Raceway

Round 3 : April 16 - 18



DUNLOP SUPERSPORT 300 CHAMPIONSHIP

Qualifying 1

Date: 17/04/21
 Event: Q02
 Weather: Partly cloudy - Temp: 11.0C
 Track: Dry - Temp: 17.1C

Started at: 09:25:03
 Laps: 20 Min
 Starters: 32
 Printed at: 9:49

PROVISIONAL LAP TIMES


No	Name	Lap 1	Lap 2	Lap 3	Lap 4	Lap 5	Lap 6	Lap 7	Lap 8	Lap 9	Lap 10
78	Caleb GILMORE (MWT)	1:30.428	1:09.553	1:09.319	1:07.098	3:59.273	1:21.959	1:06.728	1:06.754	1:11.841	1:07.063
88	Joseph MARINIELLO (VIC)	1:18.574	1:09.061	1:08.434	1:08.960	1:09.049	3:40.292	1:20.816	1:07.974	1:07.885	1:08.758
91	Taiyo AKSU (QLD)	1:08.388	1:06.924	1:09.158	1:07.020	1:06.807					
97	Peter NERLICH (VIC)	1:44.972	1:12.366	1:10.401	1:09.512	1:08.492	1:10.698	1:10.017	1:09.455	1:51.990	1:17.834
99	Jacob HATCH (NSW)	1:09.274	1:08.430	1:08.447	1:08.370	1:07.922	1:08.327				
110	Zakary PETTENDY (NSW)	1:30.116	1:11.429	1:08.250	1:07.508	1:08.610	2:10.278	1:18.483	1:08.816	1:07.073	1:07.760
121	Reece OUGHTRED (VIC)	1:11.298	1:07.021	1:06.776	1:06.776	1:08.123	1:06.666	1:06.851			
181	Liam WATERS (QLD)	1:28.231	1:12.594	1:16.319	1:09.612	1:09.102	1:08.180	1:08.095	1:08.469	1:07.298	1:07.333
222	Lincoln KNIGHT (NSW)	1:42.068	1:19.484	1:09.018	1:06.767	1:07.193	1:08.379				
355	Laura BROWN (NSW)	1:27.251	1:13.223	1:11.713	1:11.643	1:43.803	1:23.137				
444	Ryan MOSCARDINI (QLD)	1:17.103	1:09.308	1:08.406	1:08.910	1:07.895	1:08.833	1:06.576	2:31.346	1:13.479	1:07.636
		1:07.948	1:07.099	1:06.894	1:07.324						
		1:22.427	1:11.428	1:10.237	1:10.082	1:08.468	1:07.782	1:07.886	1:08.077	1:07.737	1:07.757
		1:08.237	1:07.719	1:07.444	1:07.518	1:08.514	1:08.138	1:09.015	1:07.588		
		1:25.457	1:13.846	1:12.402	1:13.097	1:11.915	1:11.043	1:10.771	1:10.726	1:10.652	1:09.893
		1:10.384	1:09.952	1:10.192	1:10.152	1:10.136	1:09.953				
		1:28.226	1:14.588	1:12.286	1:11.735	1:11.362	1:10.507	1:10.134	1:09.980	1:10.593	1:12.163
		1:09.817	1:09.278	1:09.811	1:09.742						
		1:21.128	1:12.760	1:12.111	2:18.024	1:24.487	1:10.072	1:11.077	1:10.429	1:10.411	1:10.203
		1:09.611	1:11.138	1:09.504	1:12.167	1:10.020	1:09.229				

*** Indicative qualifying time - 1:13.462 ***

The results are provisional until the end of the time limit for protests and appeals.


 Chief Timekeeper - Scott Laing


 Race Director - Tom Williams


 Clerk of Course - Paul Hinds





Wakefield Park Raceway

Round 3 : April 16 - 18



DUNLOP SUPERSPORT 300 CHAMPIONSHIP

Qualifying 1

Date: 17/04/21
 Event: Q02
 Weather: Partly cloudy - Temp: 11.0C
 Track: Dry - Temp: 17.1C

Started at: 09:25:03
 Laps: 20 Min
 Starters: 32
 Printed at: 9:49

PROVISIONAL SPLIT TIMES

Lap	Split 1	Split 2	Split 3	Lap Time	Lap	Split 1	Split 2	Split 3	Lap Time
3 Cameron DUNKER (NSW) (4th)					16	18.604	23.880	24.090	1:06.574
1	26.989	26.519	25.728	1:19.236 P	12 Henry SNELL (QLD) (23th)				
2	19.777	25.180	24.717	1:09.674	1	29.055	28.201	26.932	1:24.188 P
3	18.971	24.480	24.349	1:07.800	2	19.945	26.071	25.756	1:11.772
4	18.763	24.180	23.707	1:06.650	3	22.503	25.165	25.181	1:12.849
5	18.529	25.037	24.532	1:08.098	4	19.372	24.677	24.890	1:08.939
6	18.734	24.324	24.178	1:07.236	5	19.178	24.726	24.758	1:08.662
7	18.468	24.136	23.912	1:06.516	6	19.606	25.017	25.061	1:09.684
8	18.393	24.110	24.117	1:06.620	7	19.149	25.173	25.518	1:09.840
9	19.243	25.252	23.947	1:08.442	8	18.914	25.851	24.896	1:09.661
7 Zane KINNA (VIC) (27th)					9	19.650	25.545	24.982	1:10.177
1	31.111	28.740	27.799	1:27.650 P	10	19.070	25.076	1:16.165	2:00.311
2	19.967	26.459	26.167	1:12.593	11	37.952	25.467	25.175	1:28.594 P
3	23.216	26.570	26.230	1:16.016	12	19.152	24.965	25.287	1:09.404
4	19.394	25.102	24.985	1:09.481	13	19.002	24.920	24.968	1:08.890
5	19.204	25.009	57.647	1:41.860	14	18.983	24.774	24.850	1:08.607
6	27.362	26.044	25.272	1:18.678 P	15	18.728	25.483	24.575	1:08.786
7	19.529	25.637	25.123	1:10.289	16	18.979	24.440	24.382	1:07.801
8	20.137	26.124	25.191	1:11.452	16 James JACOBS (NSW) (11th)				
9	19.412	25.492	25.012	1:09.916	1	33.761	25.456	24.890	1:24.107 P
10	19.523	25.447	25.245	1:10.215	2	18.585	24.768	24.689	1:08.042
11	19.450	25.752	25.141	1:10.343	3	18.563	24.518	23.809	1:06.890
12	19.314	25.234	25.082	1:09.630	4	18.426	24.539	23.799	1:06.764
13	20.369	27.164	26.546	1:14.079	5	18.227	24.526	24.225	1:06.978
14	19.268	25.261	24.986	1:09.515	20 Jonathan NAHLOUS (NSW) (17th)				
15	19.421	25.100	25.393	1:09.914	1	28.626	27.724	26.330	1:22.680 P
16	19.231	25.148	25.116	1:09.495	2	19.571	26.160	25.141	1:10.872
11 Brandon DEMMERY (NSW) (5th)					3	19.244	25.989	25.009	1:10.242
1	31.801	28.796	28.542	1:29.139 P	4	18.893	25.453	25.105	1:09.451
2	21.717	27.308	26.375	1:15.400	5	18.788	25.393	24.876	1:09.057
3	20.798	26.023	25.972	1:12.793	6	18.686	25.256	24.553	1:08.495
4	19.250	25.090	25.047	1:09.387	7	18.525	24.773	24.055	1:07.353
5	18.976	24.967	24.759	1:08.702	8	18.906	25.053	24.691	1:08.650
6	19.135	24.391	24.538	1:08.064	9	23.535	26.685	24.780	1:15.000
7	18.922	24.742	24.558	1:08.222	10	19.087	25.241	24.679	1:09.007
8	18.781	25.234	24.554	1:08.569	11	18.707	25.149	24.910	1:08.766
9	18.807	24.109	24.433	1:07.349	12	18.911	24.396	24.319	1:07.626
10	18.655	23.869	24.267	1:06.791	13	18.453	24.371	24.135	1:06.959
11	20.880	26.482	58.343	1:45.705	14	18.343	25.148	24.626	1:08.117
12	29.705	25.099	24.548	1:19.352 P	15	20.954	25.477	25.140	1:11.571
13	18.804	24.373	24.330	1:07.507	16	18.843	24.616	24.652	1:08.111
14	18.860	24.315	24.401	1:07.576	17	18.445	24.964	24.092	1:07.501
15	18.699	25.438	24.562	1:08.699					

Scott Laing
 Chief Timekeeper - Scott Laing

Tom Williams
 Race Director - Tom Williams

Paul Hinds
 Clerk of Course - Paul Hinds





Wakefield Park Raceway

Round 3 : April 16 - 18



DUNLOP SUPERSPORT 300 CHAMPIONSHIP

Qualifying 1

Date: 17/04/21
 Event: Q02
 Weather: Partly cloudy - Temp: 11.0C
 Track: Dry - Temp: 17.1C

Started at: 09:25:03
 Laps: 20 Min
 Starters: 32
 Printed at: 9:49

PROVISIONAL SPLIT TIMES

Lap	Split 1	Split 2	Split 3	Lap Time	Lap	Split 1	Split 2	Split 3	Lap Time
22 Zackary JOHNSON (VIC) (3rd)					3	19.439	25.298	25.107	1:09.844
1	31.996	27.462	25.625	1:25.083 P	4	19.100	25.035	24.671	1:08.806
2	18.958	24.638	24.137	1:07.733	5	19.050	25.282	1:08.884	1:53.216
3	18.564	24.057	24.090	1:06.711	6	30.657	25.422	24.967	1:21.046 P
4	18.443	23.844	23.976	1:06.263	7	18.982	24.798	54.044	1:37.824
					8	27.025	24.908	24.292	1:16.225 P
					9	18.895	24.548	24.393	1:07.836
25 Brodie GAWITH (VIC) (20th)					10	18.845	25.195	24.659	1:08.699
1	30.113	28.313	26.882	1:25.308 P	11	18.933	24.389	24.016	1:07.338
2	19.297	25.634	25.368	1:10.299	12	20.547	26.605	1:13.589	2:00.741
3	19.121	24.901	24.685	1:08.707	13	28.024	25.342	25.080	1:18.446 P
4	18.893	24.967	24.870	1:08.730	14	18.873	24.387	24.262	1:07.522
5	18.852	24.769	24.539	1:08.160	15	18.704	24.335	24.087	1:07.126
6	18.744	24.697	24.576	1:08.017	36 Angus GRENFELL (VIC) (2nd)				
7	19.009	24.967	1:04.590	1:48.566	1	26.869	25.460	25.038	1:17.367 P
8	26.523	24.597	24.418	1:15.538 P	2	18.894	25.804	24.704	1:09.402
9	19.135	24.864	24.576	1:08.575	3	18.788	24.620	24.524	1:07.932
10	19.108	25.170	24.871	1:09.149	4	18.690	24.332	24.235	1:07.257
11	18.719	24.574	24.082	1:07.375	5	18.319	24.661	24.316	1:07.296
12	19.755	25.984	1:12.370	1:58.109	6	19.070	26.038	25.180	1:10.288
13	27.477	25.869	24.708	1:18.054 P	7	19.046	26.060	1:40.425	2:25.531
14	18.968	25.411	24.907	1:09.286	8	25.890	24.389	24.342	1:14.621 P
15	18.943	24.480	24.582	1:08.005	9	18.350	23.883	23.934	1:06.167
32 Jai RUSSO (NSW) (14th)					39 Glenn NELSON (QLD) (16th)				
1	31.358	28.432	27.322	1:27.112 P	1	25.894	26.051	25.194	1:17.139 P
2	19.715	25.975	25.830	1:11.520	2	19.057	25.388	24.816	1:09.261
3	19.136	25.104	25.023	1:09.263	3	18.927	24.941	24.316	1:08.184
4	19.294	24.847	24.564	1:08.705	4	18.853	25.223	24.213	1:08.289
5	18.721	24.426	24.344	1:07.491	5	18.854	24.839	24.646	1:08.339
6	18.907	24.819	24.442	1:08.168	6	18.692	24.733	24.282	1:07.707
7	18.516	24.638	24.559	1:07.713	7	18.752	24.516	24.329	1:07.597
8	19.072	24.891	24.340	1:08.303	8	18.674	25.269	1:46.955	2:30.898
9	18.301	24.475	24.787	1:07.563	9	24.591	24.619	24.498	1:13.708 P
10	18.599	25.184	24.721	1:08.504	10	18.655	24.478	24.385	1:07.518
11	18.711	24.601	24.556	1:07.868	11	18.650	24.354	24.365	1:07.369
12	18.610	24.239	24.227	1:07.076	12	18.545	24.418	24.497	1:07.460
13	19.180	25.202	24.332	1:08.714	13	18.792	24.989	24.329	1:08.110
14	18.581	24.168	24.051	1:06.800	14	18.523	24.211	24.154	1:06.888
15	19.365	24.905	24.680	1:08.950	45 Jamie PORT (VIC) (29th)				
16	18.516	24.980	24.803	1:08.299	1	25.419	27.978	26.574	1:19.971 P
17	18.646	24.529	24.284	1:07.459	2	19.792	27.064	26.262	1:13.118
35 Varis FLEMING (VIC) (19th)					3	19.547	25.877	25.468	1:10.892
1	28.888	27.523	25.917	1:22.328 P					
2	19.940	25.970	24.990	1:10.900					

Scott Laing
 Chief Timekeeper - Scott Laing

Tom Williams
 Race Director - Tom Williams

Paul Hinds
 Clerk of Course - Paul Hinds





Wakefield Park Raceway

Round 3 : April 16 - 18



ASBK.COM.AU f t i y

DUNLOP SUPERSPORT 300 CHAMPIONSHIP

Qualifying 1

Date: 17/04/21
 Event: Q02
 Weather: Partly cloudy - Temp: 11.0C
 Track: Dry - Temp: 17.1C

Started at: 09:25:03
 Laps: 20 Min
 Starters: 32
 Printed at: 9:49

PROVISIONAL SPLIT TIMES

Lap	Split 1	Split 2	Split 3	Lap Time	Lap	Split 1	Split 2	Split 3	Lap Time
4	19.430	25.795	25.382	1:10.607	14	18.671	24.252	24.203	1:07.126
5	19.390	26.216	25.712	1:11.318	15	18.673	25.093	24.300	1:08.066
6	19.399	25.699	25.589	1:10.687	16	18.265	24.459	24.257	1:06.981
7	19.362	25.726	25.411	1:10.499					
8	19.474	25.606	25.228	1:10.308					
9	19.274	25.609	1:55.197	2:40.080	51 Samuel PEZZETTA (SA) (30th)				
10	30.981	25.667	25.554	1:22.202 P	1	27.870	28.435	26.276	1:22.581 P
11	19.171	25.997	25.282	1:10.450	2	20.624	27.221	25.683	1:13.528
12	19.318	25.574	25.300	1:10.192	3	20.056	26.563	25.254	1:11.873
13	19.206	25.670	25.138	1:10.014	4	20.064	26.016	25.288	1:11.368
14	19.350	25.211	25.139	1:09.700	5	19.804	26.792	25.628	1:12.224
					6	19.732	26.238	25.426	1:11.396
					7	20.044	25.948	25.439	1:11.431
47 Zylas BUNTING (NSW) (13th)					8	20.043	25.976	25.789	1:11.808
1	32.974	27.133	27.578	1:27.685 P	9	19.802	25.959	25.277	1:11.038
2	20.379	25.780	25.550	1:11.709	10	19.597	25.840	24.880	1:10.317
3	18.908	24.540	24.436	1:07.884	11	19.759	25.672	25.176	1:10.607
4	18.877	24.312	24.335	1:07.524	12	19.540	25.713	25.170	1:10.423
5	18.705	25.669	25.226	1:09.600	13	19.974	25.442	25.322	1:10.738
6	18.773	24.880	57.634	1:41.287	14	19.679	26.058	24.898	1:10.635
7	26.601	26.549	25.829	1:18.979 P	15	19.568	25.530	24.733	1:09.831
8	18.686	24.434	24.872	1:07.992	16	19.640	25.577	25.076	1:10.293
9	19.473	25.388	24.862	1:09.723	17	19.849	25.540	24.766	1:10.155
10	18.632	24.096	24.727	1:07.455					
11	19.499	27.984	25.905	1:13.388	56 Jesse WOODS (TAS) (28th)				
12	19.671	24.841	24.607	1:09.119	1	27.559	27.604	6:32.497	7:27.660 P
13	18.546	24.345	24.350	1:07.241	2	30.884	26.786	26.005	1:23.675 P
14	18.575	24.442	24.303	1:07.320	3	19.904	25.842	25.636	1:11.382
15	19.796	25.223	24.303	1:09.322	4	19.855	25.973	25.675	1:11.503
16	18.431	23.907	24.460	1:06.798	5	19.771	25.823	25.431	1:11.025
17	19.304	25.293	25.402	1:09.999	6	19.564	25.729	25.346	1:10.639
					7	19.445	25.754	25.511	1:10.710
49 Jake FARNSWORTH (NSW) (18th)					8	19.527	25.590	25.532	1:10.649
1	29.065	27.428	25.777	1:22.270 P	9	20.005	26.321	25.426	1:11.752
2	19.470	25.543	25.105	1:10.118	10	19.631	25.438	24.970	1:10.039
3	18.842	25.321	24.887	1:09.050	11	19.145	25.462	24.884	1:09.491
4	18.800	24.749	24.846	1:08.395	12	19.627	25.608	24.953	1:10.188
5	19.164	26.214	25.140	1:10.518					
6	18.964	25.978	24.927	1:09.869	58 Lucas QUINN (QLD) (10th)				
7	18.454	24.472	24.495	1:07.421	1	28.708	27.489	26.479	1:22.676 P
8	18.445	24.224	24.422	1:07.091	2	19.665	25.848	25.945	1:11.458
9	18.461	24.360	24.291	1:07.112	3	19.261	25.573	25.437	1:10.271
10	18.962	25.351	24.477	1:08.790	4	19.406	25.379	24.883	1:09.668
11	18.511	24.142	24.414	1:07.067	5	18.862	24.917	24.645	1:08.424
12	18.328	24.315	24.359	1:07.002	6	18.878	24.710	24.583	1:08.171
13	18.524	27.243	27.606	1:13.373	7	18.699	24.606	24.565	1:07.870

Scott Laing
 Chief Timekeeper - Scott Laing

Tom Williams
 Race Director - Tom Williams

Paul Hinds
 Clerk of Course - Paul Hinds



www.computime.com.au
 COMPUTIME RACE TIMING SYSTEMS PTY LTD





Wakefield Park Raceway

Round 3 : April 16 - 18



ASBK.COM.AU f t i y

DUNLOP SUPERSPORT 300 CHAMPIONSHIP

Qualifying 1

Date: 17/04/21
 Event: Q02
 Weather: Partly cloudy - Temp: 11.0C
 Track: Dry - Temp: 17.1C

Started at: 09:25:03
 Laps: 20 Min
 Starters: 32
 Printed at: 9:49

PROVISIONAL SPLIT TIMES

Lap	Split 1	Split 2	Split 3	Lap Time	Lap	Split 1	Split 2	Split 3	Lap Time
					72 Ben BAKER (NSW) (1st)				
8	18.599	24.894	24.681	1:08.174	1	28.244	25.133	24.544	1:17.921 P
9	18.660	24.627	24.438	1:07.725	2	18.955	25.817	24.581	1:09.353
10	18.629	24.680	24.486	1:07.795	3	18.065	23.706	23.820	1:05.591
11	18.796	24.857	24.586	1:08.239					
12	19.881	24.625	24.583	1:09.089					
13	18.607	24.419	24.147	1:07.173					
					78 Caleb GILMORE (MWT) (9th)				
14	18.899	25.420	24.351	1:08.670	1	33.411	29.331	27.686	1:30.428 P
15	18.505	24.202	24.035	1:06.742	2	19.594	25.324	24.635	1:09.553
16	18.821	24.692	24.442	1:07.955	3	19.129	25.267	24.923	1:09.319
17	18.676	25.445	24.455	1:08.576	4	18.563	24.244	24.291	1:07.098
18	18.708	24.396	24.623	1:07.727	5	19.316	25.101	3:14.856	3:59.273
					6	30.187	27.083	24.689	1:21.959 P
63 Clay CLEGG (NSW) (22th)					7	18.459	24.219	24.050	1:06.728
1	27.894	27.309	26.628	1:21.831 P	8	18.553	23.900	24.301	1:06.754
2	20.597	25.638	1:05.052	1:51.287	9	20.567	25.413	25.861	1:11.841
3	27.298	25.831	25.061	1:18.190 P	10	18.566	24.329	24.168	1:07.063
4	18.999	24.848	24.648	1:08.495					
5	18.962	24.824	24.535	1:08.321					
					88 Joseph MARINIELLO (VIC) (15th)				
6	18.924	24.782	24.673	1:08.379	1	25.979	26.547	26.048	1:18.574 P
7	18.761	24.657	24.830	1:08.248	2	19.005	25.123	24.933	1:09.061
8	21.043	26.175	1:19.238	2:06.456	3	18.781	24.889	24.764	1:08.434
9	27.121	24.814	24.589	1:16.524 P	4	18.763	24.784	25.413	1:08.960
10	18.817	24.953	25.168	1:08.938	5	18.863	25.092	25.094	1:09.049
11	19.016	24.527	24.446	1:07.989	6	18.912	25.647	2:55.733	3:40.292
12	18.971	24.524	24.587	1:08.082	7	29.291	26.353	25.172	1:20.816 P
13	18.889	24.432	24.630	1:07.951	8	18.673	24.877	24.424	1:07.974
14	19.186	24.486	24.464	1:08.136	9	18.588	24.760	24.537	1:07.885
15	18.671	24.580	24.631	1:07.882	10	18.666	24.858	25.234	1:08.758
16	18.760	24.320	24.631	1:07.711	11	18.598	25.198	24.592	1:08.388
					12	18.419	24.327	24.178	1:06.924
69 Archie McDONALD (NSW) (7th)					13	19.705	24.897	24.556	1:09.158
1	28.001	26.345	25.732	1:20.078 P	14	18.444	24.304	24.272	1:07.020
2	19.301	25.012	25.362	1:09.675	15	18.580	24.089	24.138	1:06.807
3	18.831	24.352	24.649	1:07.832					
4	18.653	24.137	24.390	1:07.180					
					91 Taiyo AKSU (QLD) (24th)				
5	18.420	24.188	24.300	1:06.908	1	52.856	26.255	25.861	1:44.972 P
6	18.582	25.729	24.257	1:08.568	2	19.562	26.982	25.822	1:12.366
7	19.020	25.107	24.748	1:08.875	3	19.393	25.567	25.441	1:10.401
8	18.546	23.985	24.350	1:06.881	4	19.412	25.024	25.076	1:09.512
9	18.477	24.117	24.212	1:06.806	5	19.021	24.698	24.773	1:08.492
10	18.853	25.433	4:54.724	5:39.010	6	19.689	25.978	25.031	1:10.698
11	26.749	24.325	24.127	1:15.201 P	7	19.545	25.424	25.048	1:10.017
12	18.392	25.537	24.915	1:08.844	8	19.173	25.121	25.161	1:09.455
13	18.592	23.902	24.127	1:06.621	9	25.988	25.839	1:00.163	1:51.990
					10	27.899	24.954	24.981	1:17.834 P

Scott Laing
 Chief Timekeeper - Scott Laing

Tom Williams
 Race Director - Tom Williams

Paul Hinds
 Clerk of Course - Paul Hinds



www.computime.com.au
 COMPUTIME RACE TIMING SYSTEMS PTY LTD





Wakefield Park Raceway

Round 3 : April 16 - 18



ASBK.COM.AU f t i y

DUNLOP SUPERSPORT 300 CHAMPIONSHIP

Qualifying 1

Date: 17/04/21
 Event: Q02
 Weather: Partly cloudy - Temp: 11.0C
 Track: Dry - Temp: 17.1C

Started at: 09:25:03
 Laps: 20 Min
 Starters: 32
 Printed at: 9:49

PROVISIONAL SPLIT TIMES

Lap	Split 1	Split 2	Split 3	Lap Time	Lap	Split 1	Split 2	Split 3	Lap Time
11	19.386	24.949	24.939	1:09.274	1	29.246	31.013	26.992	1:27.251 P
12	19.045	24.441	24.944	1:08.430	2	19.885	27.316	26.022	1:13.223
13	19.111	24.466	24.870	1:08.447	3	<u>19.471</u>	26.190	26.052	1:11.713
14	19.108	24.500	24.762	1:08.370	4	19.481	<u>25.879</u>	26.283	<u>1:11.643</u>
15	18.894	24.366	<u>24.662</u>	<u>1:07.922</u>	5	20.090	26.328	57.385	1:43.803
16	<u>18.866</u>	<u>24.332</u>	25.129	1:08.327	6	28.917	28.445	<u>25.775</u>	1:23.137 P

97 Peter NERLICH (VIC) (8th)

121 Reece OUGHTRED (VIC) (6th)

1	34.890	27.503	27.723	1:30.116 P
2	20.242	25.775	25.412	1:11.429
3	18.913	24.508	24.829	1:08.250
4	18.601	24.311	24.596	1:07.508
5	18.547	24.715	25.348	1:08.610
6	18.695	25.247	1:26.336	2:10.278
7	27.450	25.424	25.609	1:18.483 P
8	18.542	24.237	26.037	1:08.816
9	18.511	24.172	24.390	1:07.073
10	18.673	24.195	24.892	1:07.760
11	20.131	25.815	25.352	1:11.298
12	18.468	24.053	24.500	1:07.021
13	18.452	24.107	<u>24.217</u>	1:06.776
14	18.441	24.052	24.283	1:06.776
15	18.782	24.667	24.674	1:08.123
16	<u>18.409</u>	<u>23.917</u>	24.340	<u>1:06.666</u>
17	18.474	24.065	24.312	1:06.851

1	25.735	26.181	25.187	1:17.103 P
2	19.129	25.512	24.667	1:09.308
3	18.800	25.158	24.448	1:08.406
4	18.700	25.717	24.493	1:08.910
5	18.589	24.919	24.387	1:07.895
6	19.084	25.365	24.384	1:08.833
7	18.432	<u>24.203</u>	<u>23.941</u>	<u>1:06.576</u>
8	18.684	24.750	1:47.912	2:31.346
9	24.253	24.824	24.402	1:13.479 P
10	18.432	25.232	23.972	1:07.636
11	18.407	25.166	24.375	1:07.948
12	18.464	24.512	24.123	1:07.099
13	<u>18.289</u>	24.526	24.079	1:06.894
14	18.375	24.662	24.287	1:07.324

99 Jacob HATCH (NSW) (12th)

181 Liam WATERS (QLD) (21th)

1	31.599	28.767	27.865	1:28.231 P
2	19.960	26.447	26.187	1:12.594
3	24.715	26.048	25.556	1:16.319
4	19.374	25.390	24.848	1:09.612
5	19.090	25.250	24.762	1:09.102
6	18.790	24.724	24.666	1:08.180
7	18.710	24.821	24.564	1:08.095
8	18.611	25.145	24.713	1:08.469
9	18.730	24.234	24.334	1:07.298
10	18.512	24.372	24.449	1:07.333
11	18.592	27.045	56.431	1:42.068
12	29.043	25.455	24.986	1:19.484 P
13	18.881	25.888	24.249	1:09.018
14	18.502	<u>24.137</u>	<u>24.128</u>	<u>1:06.767</u>
15	<u>18.458</u>	24.367	24.368	1:07.193
16	19.262	24.577	24.540	1:08.379

1	28.569	27.385	26.473	1:22.427 P
2	19.675	25.952	25.801	1:11.428
3	19.313	25.562	25.362	1:10.237
4	19.565	25.530	24.987	1:10.082
5	18.677	25.342	24.449	1:08.468
6	<u>18.613</u>	24.610	24.559	1:07.782
7	18.734	24.708	24.444	1:07.886
8	18.680	24.870	24.527	1:08.077
9	18.846	24.494	24.397	1:07.737
10	18.793	24.682	24.282	1:07.757
11	19.162	24.635	24.440	1:08.237
12	18.712	24.663	24.344	1:07.719
13	18.637	<u>24.442</u>	24.365	<u>1:07.444</u>
14	18.694	24.556	<u>24.268</u>	1:07.518
15	18.917	24.979	24.618	1:08.514
16	18.785	24.798	24.555	1:08.138
17	18.821	25.399	24.795	1:09.015
18	18.745	24.519	24.324	1:07.588

110 Zakary PETTENDY (NSW) (32th)

222 Lincoln KNIGHT (NSW) (31th)

1	30.707	28.017	26.733	1:25.457 P
---	--------	--------	--------	------------

1	30.707	28.017	26.733	1:25.457 P
---	--------	--------	--------	------------

Scott Laing
 Chief Timekeeper - Scott Laing

Tom Williams
 Race Director - Tom Williams

Paul Hinds
 Clerk of Course - Paul Hinds



www.computime.com.au
 COMPUTIME RACE TIMING SYSTEMS PTY LTD





Wakefield Park Raceway

Round 3 : April 16 - 18



DUNLOP SUPERSPORT 300 CHAMPIONSHIP

Qualifying 1

Date: 17/04/21
 Event: Q02
 Weather: Partly cloudy - Temp: 11.0C
 Track: Dry - Temp: 17.1C


Started at: 09:25:03
 Laps: 20 Min
 Starters: 32
 Printed at: 9:49


PROVISIONAL SPLIT TIMES


Lap	Split 1	Split 2	Split 3	Lap Time	Lap	Split 1	Split 2	Split 3	Lap Time
2	20.475	26.905	26.466	1:13.846	10	20.095	26.671	25.397	1:12.163
3	20.113	26.451	25.838	1:12.402	11	19.544	25.547	24.726	1:09.817
4	20.412	26.988	25.697	1:13.097	12	19.339	25.281	24.658	1:09.278
5	20.362	26.149	25.404	1:11.915	13	19.426	25.611	24.774	1:09.811
6	19.836	25.681	25.526	1:11.043	14	19.303	25.538	24.901	1:09.742
7	19.695	25.858	25.218	1:10.771					
8	19.639	25.970	25.117	1:10.726	444 Ryan MOSCARDINI (QLD) (25th)				
9	19.581	25.389	25.682	1:10.652	1	27.526	27.318	26.284	1:21.128 P
10	19.461	25.292	25.140	1:09.893	2	20.003	26.039	26.718	1:12.760
11	19.610	25.659	25.115	1:10.384	3	20.407	25.966	25.738	1:12.111
12	19.502	25.529	24.921	1:09.952	4	20.235	26.407	1:31.382	2:18.024
13	19.450	25.480	25.262	1:10.192	5	32.324	26.143	26.020	1:24.487 P
14	19.453	25.452	25.247	1:10.152	6	19.427	25.373	25.272	1:10.072
15	19.431	25.418	25.287	1:10.136	7	20.035	25.732	25.310	1:11.077
16	19.366	25.245	25.342	1:09.953	8	19.650	25.463	25.316	1:10.429
					9	19.872	25.358	25.181	1:10.411
355 Laura BROWN (NSW) (26th)					10	19.545	25.791	24.867	1:10.203
1	31.677	28.869	27.680	1:28.226 P	11	19.333	25.190	25.088	1:09.611
2	20.490	27.472	26.626	1:14.588	12	19.878	26.060	25.200	1:11.138
3	19.945	26.864	25.477	1:12.286	13	19.371	25.258	24.875	1:09.504
4	19.500	26.436	25.799	1:11.735	14	20.133	26.947	25.087	1:12.167
5	19.774	26.197	25.391	1:11.362	15	19.447	25.193	25.380	1:10.020
6	19.747	25.686	25.074	1:10.507	16	19.127	25.000	25.102	1:09.229
7	19.379	25.822	24.933	1:10.134					
8	19.375	25.636	24.969	1:09.980					
9	19.490	25.897	25.206	1:10.593					

*** Indicative qualifying time - 1:13.462 ***

The results are provisional until the end of the time limit for protests and appeals.


 Chief Timekeeper - Scott Laing


 Race Director - Tom Williams


 Clerk of Course - Paul Hinds





Wakefield Park Raceway

Round 3 : April 16 - 18



ASBK.COM.AU f t i y

DUNLOP SUPERSPORT 300 CHAMPIONSHIP

Qualifying 1

Date: 17/04/21
 Event: Q02
 Weather: Partly cloudy - Temp: 11.0C
 Track: Dry - Temp: 17.1C

Started at: 09:25:03
 Laps: 20 Min
 Starters: 32
 Printed at: 9:49


PROVISIONAL FASTEST LAPS SEQUENCE


Race Time	No	Name	Machine	Fastest Lap	On Lap
1:22.131	45	Jamie PORT (VIC)	Yamaha YZF-R3	1:19.971	1
1:37.099	88	Joseph MARINIELLO (VIC)	Kawasaki Ninja	1:18.574	1
2:00.285	36	Angus GRENFELL (VIC)	Yamaha YZF-R3	1:17.367	1
2:35.249	45	Jamie PORT (VIC)	Yamaha YZF-R3	1:13.118	2
2:36.071	58	Lucas QUINN (QLD)	Yamaha YZF-R3	1:11.458	2
2:36.160	181	Liam WATERS (QLD)	Yamaha YZF-R3	1:11.428	2
2:46.160	88	Joseph MARINIELLO (VIC)	Kawasaki Ninja	1:09.061	2
3:50.228	16	James JACOBS (NSW)	Kawasaki Ninja	1:08.042	2
3:56.921	47	Zylas BUNTING (NSW)	Kawasaki Ninja	1:07.884	3
4:20.001	69	Archie McDONALD (NSW)	Yamaha YZF-R3	1:07.832	3
4:57.118	16	James JACOBS (NSW)	Kawasaki Ninja	1:06.890	3
6:03.882	16	James JACOBS (NSW)	Kawasaki Ninja	1:06.764	4
9:44.859	22	Zackary JOHNSON (VIC)	Kawasaki Ninja	1:06.711	3
10:34.787	121	Reece OUGHTRED (VIC)	Yamaha YZF-R3	1:06.576	7
10:51.122	22	Zackary JOHNSON (VIC)	Kawasaki Ninja	1:06.263	4
12:28.779	36	Angus GRENFELL (VIC)	Yamaha YZF-R3	1:06.167	9
15:26.703	72	Ben BAKER (NSW)	Yamaha YZF-R3	1:05.591	3

*** Indicative qualifying time - 1:13.462 ***

The results are provisional until the end of the time limit for protests and appeals.


 Chief Timekeeper - Scott Laing


 Race Director - Tom Williams


 Clerk of Course - Paul Hinds



www.computime.com.au
 COMPUTIME RACE TIMING SYSTEMS PTY LTD





Wakefield Park Raceway

Round 3 : April 16 - 18



ASBK.COM.AU f t i y

DUNLOP SUPERSPORT 300 CHAMPIONSHIP

Qualifying 1

Date: 17/04/21
 Event: Q02
 Weather: Partly cloudy - Temp: 11.0C
 Track: Dry - Temp: 17.1C


Started at: 09:25:03
 Laps: 20 Min
 Starters: 32
 Printed at: 9:49

PROVISIONAL BEST PARTIAL TIMES


Pos	Split 1		Split 2		Split 3		LAP		Ideal	Fastest
	Name	Time	Name	Time	Name	Time	Name	Time		
1	B. BAKER	18.065	B. BAKER	23.706	C. DUNKER	23.707	B. BAKER	1:05.591	1:05.591	
2	J. JACOBS	18.227	Z. JOHNSON	23.844	J. JACOBS	23.799	A. GRENFELL	1:06.136	1:06.167	
3	J. FARNSWORTH	18.265	B. DEMMERY	23.869	B. BAKER	23.820	C. DUNKER	1:06.210	1:06.516	
4	R. OUGHTRED	18.289	A. GRENFELL	23.883	A. GRENFELL	23.934	Z. JOHNSON	1:06.263	1:06.263	
5	J. RUSSO	18.301	C. GILMORE	23.900	R. OUGHTRED	23.941	C. GILMORE	1:06.409	1:06.728	
6	A. GRENFELL	18.319	A. McDONALD	23.902	Z. JOHNSON	23.976	A. McDONALD	1:06.421	1:06.621	
7	J. NAHLOUS	18.343	Z. BUNTING	23.907	V. FLEMING	24.016	R. OUGHTRE	1:06.433	1:06.576	
8	A. McDONALD	18.392	P. NERLICH	23.917	L. QUINN	24.035	J. RUSSO	1:06.520	1:06.800	
9	C. DUNKER	18.393	J. MARINIELLO	24.089	C. GILMORE	24.050	P. NERLICH	1:06.543	1:06.666	
10	P. NERLICH	18.409	C. DUNKER	24.110	J. RUSSO	24.051	J. JACOBS	1:06.544	1:06.764	
11	J. MARINIELLO	18.419	J. HATCH	24.137	J. NAHLOUS	24.055	B. DEMMERY	1:06.563	1:06.574	
12	Z. BUNTING	18.431	J. FARNSWORTH	24.142	B. GAWITH	24.082	J. FARNSWO	1:06.610	1:06.981	
13	Z. JOHNSON	18.443	J. RUSSO	24.168	B. DEMMERY	24.090	Z. BUNTING	1:06.641	1:06.798	
14	J. HATCH	18.458	L. QUINN	24.202	A. McDONALD	24.127	J. MARINIELL	1:06.646	1:06.807	
15	C. GILMORE	18.459	R. OUGHTRED	24.203	J. HATCH	24.128	J. HATCH	1:06.723	1:06.767	
16	L. QUINN	18.505	G. NELSON	24.211	J. MARINIELLO	24.138	L. QUINN	1:06.742	1:06.742	
17	G. NELSON	18.523	C. CLEGG	24.320	G. NELSON	24.154	J. NAHLOUS	1:06.769	1:06.959	
18	B. DEMMERY	18.604	T. AKSU	24.332	J. FARNSWORTH	24.203	G. NELSON	1:06.888	1:06.888	
19	L. WATERS	18.613	V. FLEMING	24.335	P. NERLICH	24.217	V. FLEMING	1:07.055	1:07.126	
20	C. CLEGG	18.671	J. NAHLOUS	24.371	L. WATERS	24.268	B. GAWITH	1:07.281	1:07.375	
21	V. FLEMING	18.704	H. SNELL	24.440	Z. BUNTING	24.303	L. WATERS	1:07.323	1:07.444	
22	B. GAWITH	18.719	L. WATERS	24.442	H. SNELL	24.382	C. CLEGG	1:07.437	1:07.711	
23	H. SNELL	18.728	B. GAWITH	24.480	C. CLEGG	24.446	H. SNELL	1:07.550	1:07.801	
24	T. AKSU	18.866	J. JACOBS	24.518	L. BROWN	24.658	T. AKSU	1:07.860	1:07.922	
25	R. MOSCARDINI	19.127	R. MOSCARDINI	25.000	T. AKSU	24.662	R. MOSCARDI	1:08.994	1:09.229	
26	J. WOODS	19.145	Z. KINNA	25.009	S. PEZZETTA	24.733	Z. KINNA	1:09.198	1:09.481	
27	J. PORT	19.171	J. PORT	25.211	R. MOSCARDINI	24.867	L. BROWN	1:09.242	1:09.278	
28	Z. KINNA	19.204	L. KNIGHT	25.245	J. WOODS	24.884	J. WOODS	1:09.467	1:09.491	
29	L. BROWN	19.303	L. BROWN	25.281	L. KNIGHT	24.921	J. PORT	1:09.520	1:09.700	
30	L. KNIGHT	19.366	J. WOODS	25.438	Z. KINNA	24.985	L. KNIGHT	1:09.532	1:09.893	
31	Z. PETTENDY	19.471	S. PEZZETTA	25.442	J. PORT	25.138	S. PEZZETTA	1:09.715	1:09.831	
32	S. PEZZETTA	19.540	Z. PETTENDY	25.879	Z. PETTENDY	25.775	Z. PETTENDY	1:11.125	1:11.643	

*** Indicative qualifying time - 1:13.462 ***

The results are provisional until the end of the time limit for protests and appeals.


 Chief Timekeeper - Scott Lang


 Race Director - Tom Williams


 Clerk of Course - Paul Hinds



www.computime.com.au
 COMPUTIME RACE TIMING SYSTEMS PTY LTD









Wakefield Park Raceway

Round 3 : April 16 - 18



ASBK.COM.AU    

DUNLOP SUPERSPORT 300 CHAMPIONSHIP

Qualifying 1

Date: 17/04/21
Event: Q02
Weather: Partly cloudy - Temp: 11.0C
Track: Dry - Temp: 17.1C

Started at: 09:25:03
Laps: 20 Min
Starters: 32
Printed at: 9:50


PROVISIONAL RACE INFORMATION


Time	Description
09:25:03	Event Start
09:31:50	TRACK TEMPS: Finish - 17.1C / Int 1 - 16.3C / Int 2 - 14.9C
09:45:07	Chequered Flag
09:47:48	Event Finish

*** Indicative qualifying time - 1:13.462 ***

The results are provisional until the end of the time limit for protests and appeals.


Chief Timekeeper - Scott Lang


Race Director - Tom Williams


Clerk of Course - Paul Hinds



www.computime.com.au
COMPUTIME RACE TIMING SYSTEMS PTY LTD

